

**Cleaning:**

- Do not use window cleaning fluids (Windex, 409, etc) or any solvents (gasoline, denatured alcohol, acetone, etc).
  - Never use abrasive cleaners, abrasive pads, or gritty cloths.
  - Never use razor blades, scrapers, squeegees, brushes, etc.
1. Thoroughly rinse Roof to float off dirt and mud.
  2. Using a soft cloth, or microfiber cloth, clean Roof with warm water and a gentle detergent. Baby shampoo or hand washing soap are recommended.
  3. To prevent water spots, use a chamois to blot Roof dry.

**Need help with your installation?**



sales@superatv.com



www.superatv.com



1-855-743-3427




8:00am - 9:00pm EST M-Th  
8:00am - 7:00pm EST Friday  
9:00am - 2:00pm EST Saturday

**Read instructions and view illustrations before beginning.**


*Thank You  
For Choosing*

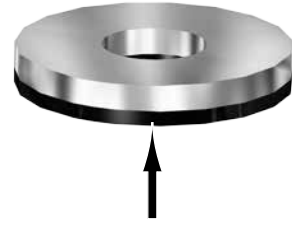


(Kit Contents continued)


24x  M6-1.0 x 25mm Lg. BHCS

24x  M6-1.0 Nylock Nut


24x  M6 Sealing Washer




Rubber must face Roof when installing Sealing Washer



Gasket



Seal



Flat Seal

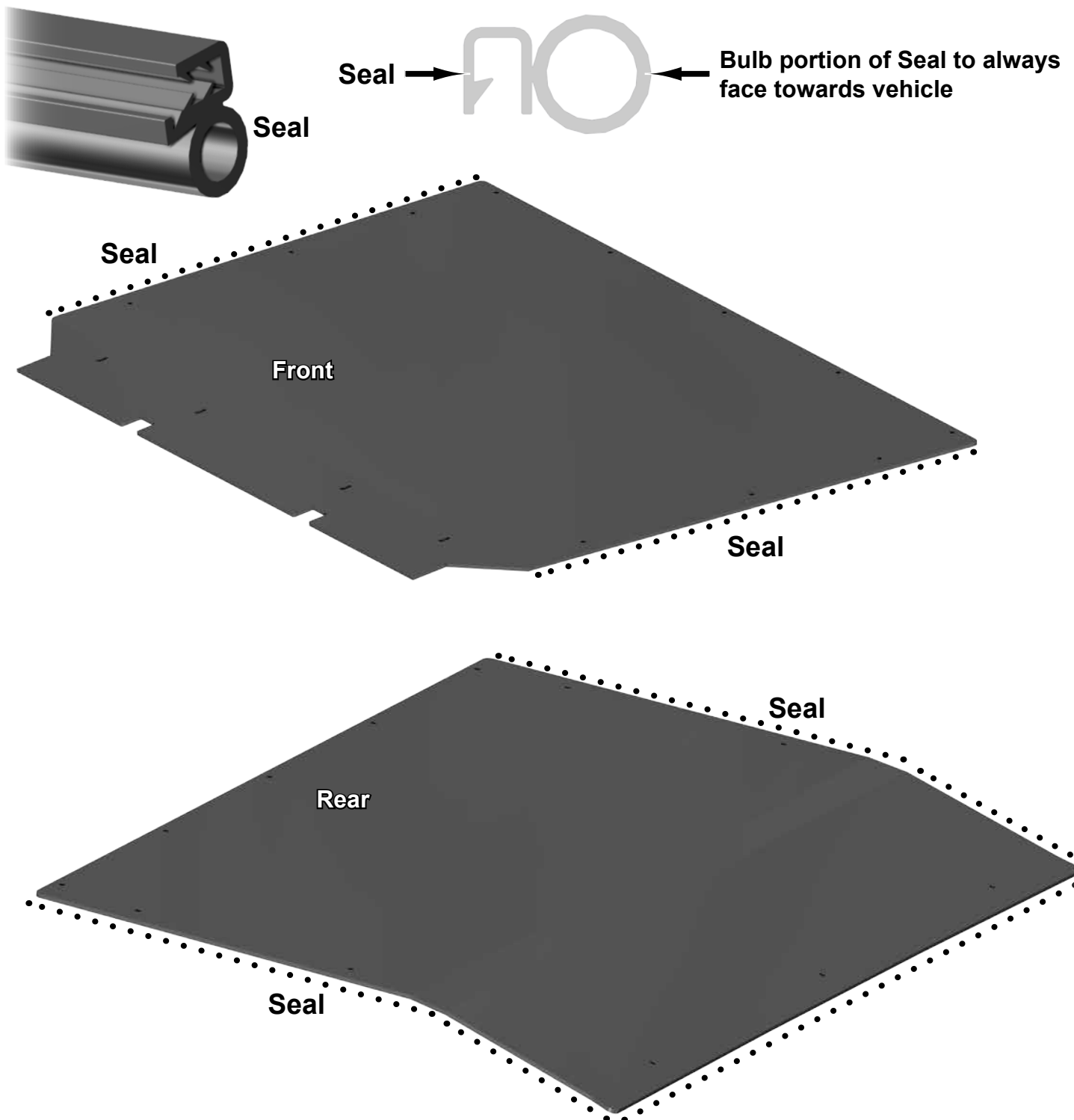


**When installing components, do not tighten any hardware completely unless noted.**



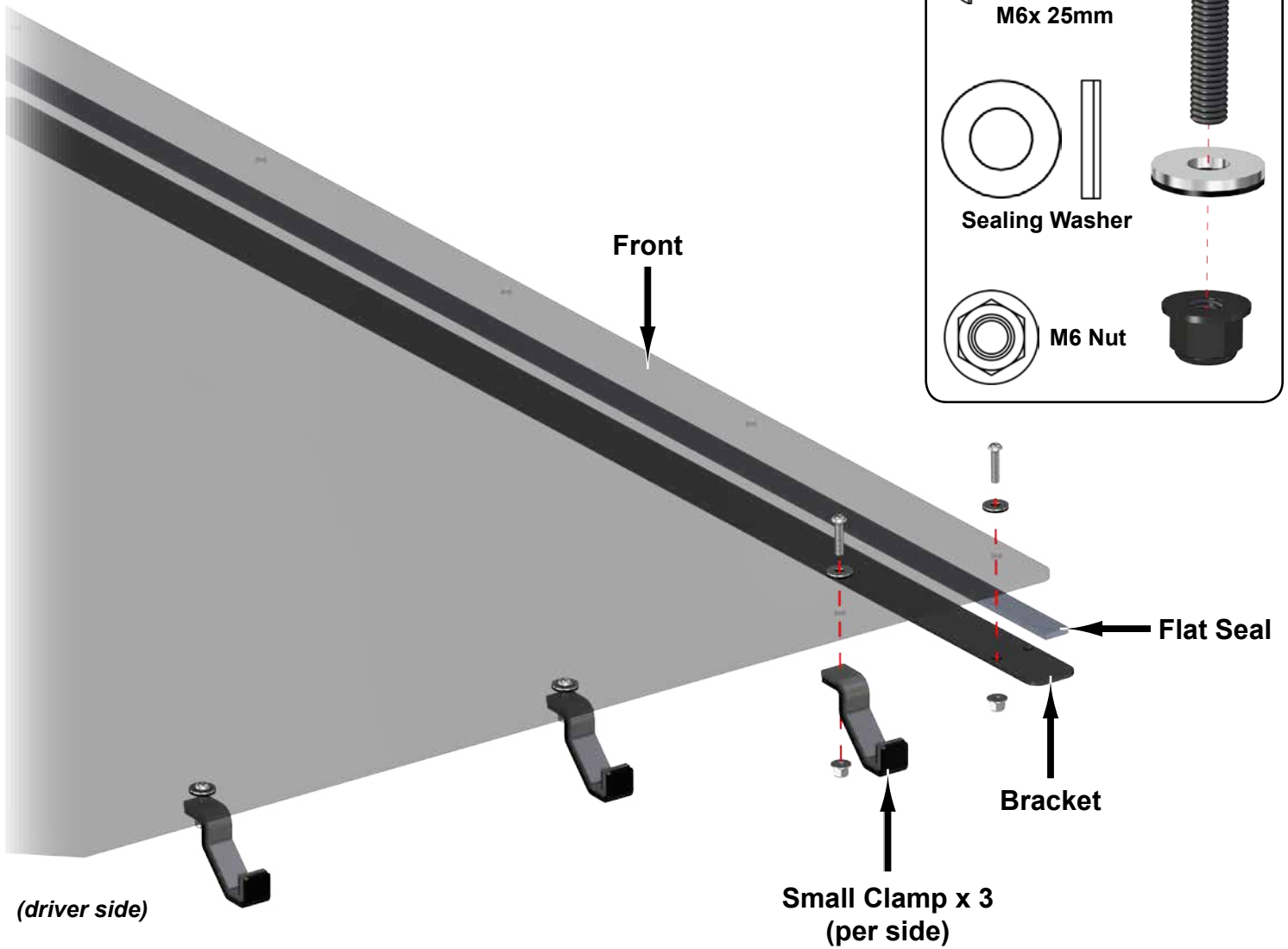
- Install Seals to Roof halves as shown.

*Soak in hot water before cutting or installing to increase flexibility.*




- Install one continuous piece of Seal around Roof as shown.

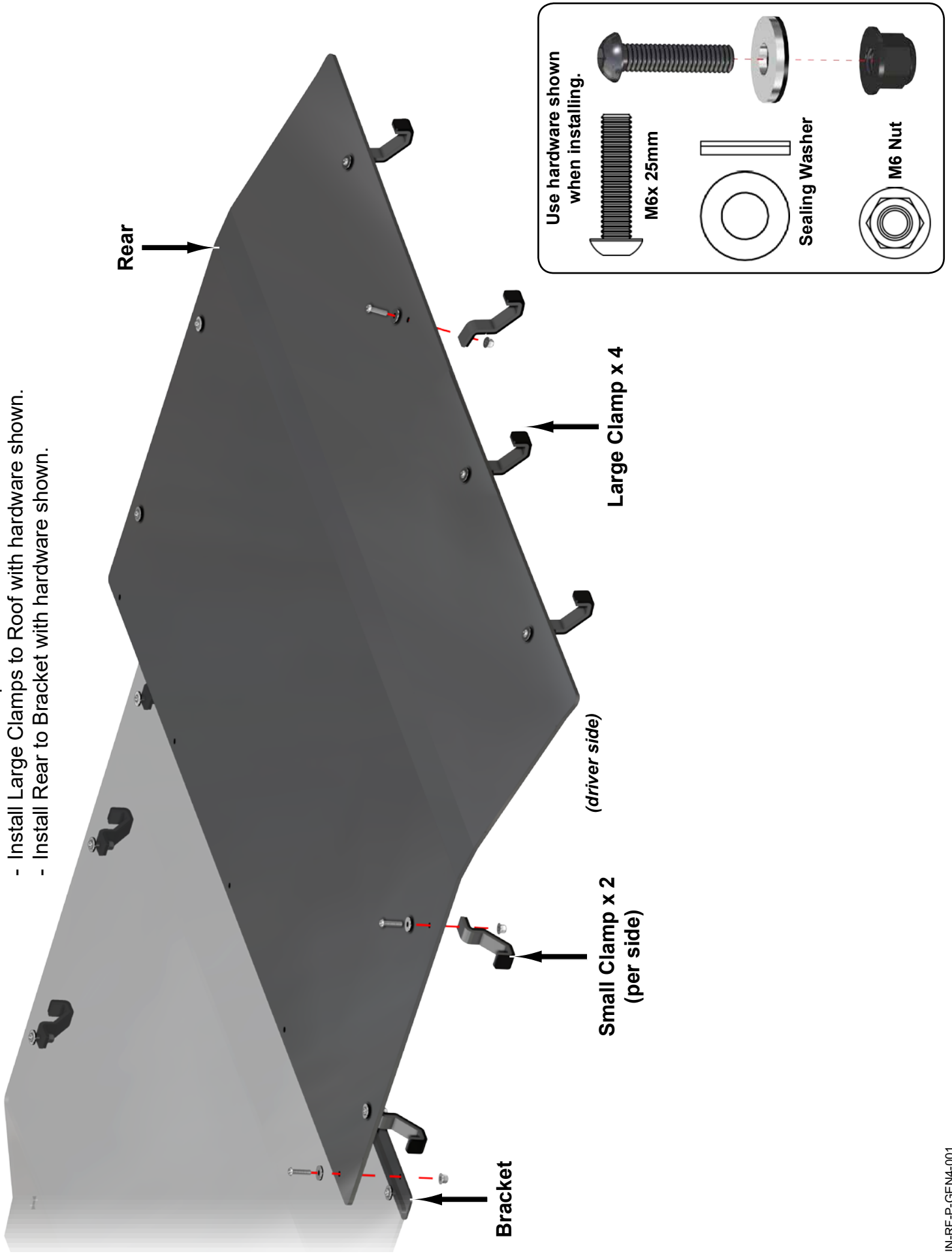
- Install Small Clamps to Front with hardware shown.
- Install Bracket to Front with hardware shown.



- Place Front on machine and secure Small Clamps around Frame as shown.
- Do not tighten.



- Install Small Clamps to Roof with hardware shown.
- Install Large Clamps to Roof with hardware shown.
- Install Rear to Bracket with hardware shown.





- Secure Small and Large Clamps, on Rear, to Frame. Do not tighten completely.



- Reinstall Visor Panel with stock hardware.



**Align Roof to machine and tighten all hardware completely**

**Liability Statement**

SuperATV's® products are designed to best fit user's ATV/UTV under stock conditions. Adding, modifying, or fabricating any factory or aftermarket parts will void any warranty provided by SuperATV® and is not recommended. SuperATV's® products could interfere with other aftermarket accessories. If user has aftermarket products on machine, contact SuperATV® to verify that they will work together.

Although SuperATV® has thousands of satisfied customers, user should be aware that installing lift kits, long travel, or suspension kits, tires, etc. will change the ride of machine and may increase maintenance and part wear. Operating any off-road machine while, or after, consuming alcohol and/or drugs increases risk of bodily harm or death. No warranty or representation is made as to this product's ability to protect user from severe injury or death. SuperATV® urges operators and occupants to wear a helmet and appropriate riding gear at all times.

By purchasing and installing SuperATV® products, user agrees that should damages occur, SuperATV® will not be held responsible for loss of time, use, labor fees, replacement parts, or freight charges. SuperATV®, nor any 3rd party, will not be held responsible for any direct, indirect, incidental, special, or consequential damages that result from any product purchased from SuperATV®. The total liability of seller to user for all damages, losses, and causes of action, if any, shall not exceed the total purchase price paid for the product that gave rise to the claim.

SuperATV® will warranty only parts provided by SuperATV®. Any damage or problems with OEM housings, bearings, seals, or other manufacturers' products will not be covered by SuperATV®. SuperATV® parts and products are not warrantied if item was not installed properly, misused, or modified.

Installing, adding, modifying, or fabricating any factory or aftermarket product to your ATV/UTV may violate certain local, state, and federal laws. Be advised that laws vary depending on town, city, county, state, etc. Use of certain products on public streets, roads, or highways may be in violation law. The Buyer is solely and exclusively legally and personally responsible for any violation of the law by the installation or use of the product. You must abide by all local, state, and federal laws, including but not limited to vehicle safety, traffic laws, and ordinances. It is your responsibility to know the laws and how they apply to you.

The Buyer is responsible to fully understand the capability and limitations of his/her vehicle according to manufacturer specifications, warnings and instructions and agrees to hold SuperATV® harmless from any damage resulting from failure to adhere to such specifications, warnings and/ or instructions. The Buyer is also responsible to obey all applicable federal, state, and local laws and ordinances when operating his/her vehicle while using this product, and the Buyer agrees to hold SuperATV® harmless from any violation thereof.